

ATHLETE DEVELOPMENT TRAINING CLINICS

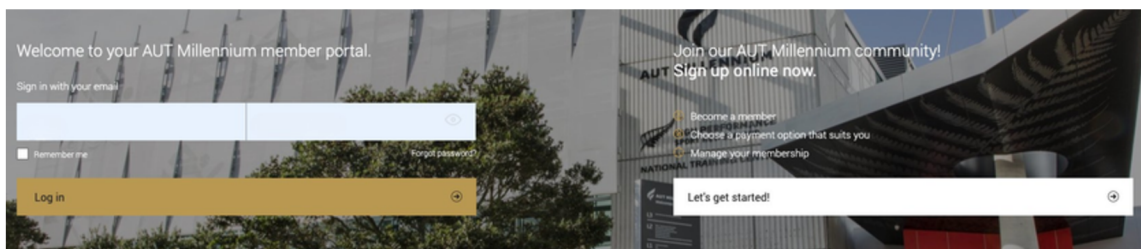
Contents page:

Creating an account - page 2 & 3

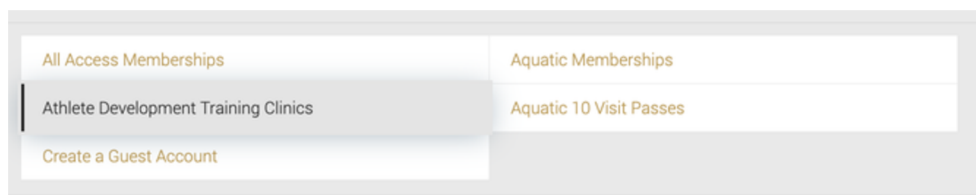
Creating accounts for your child/ren - page 3 & 4

Booking your child/ren into Athlete Development Training Clinics - page 4 & 5

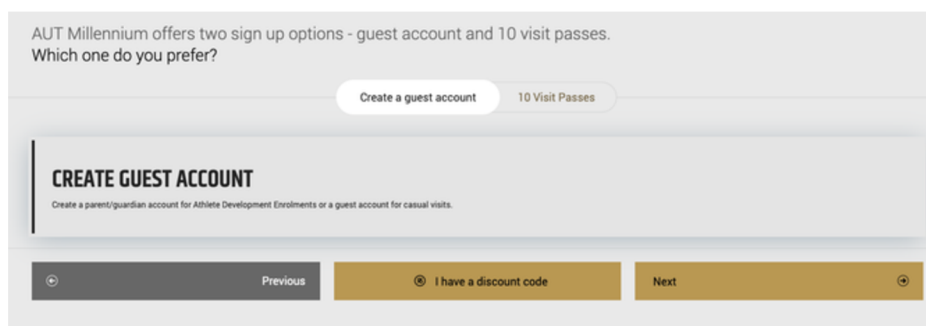
1. To sign your child/ren up for the Athlete Development Training Clinics, go to this link - <https://autmillennium.perfectgym.com.au/clientportal2/#/Login> (this can also be accessed via the website by clicking on the Member Portal menu button twice).
2. **If you're new to AUT Millennium:** Click on Let's Get Started. **If you've been a member before:** enter your email and password (if you're forgotten your password click forgotten password, you'll be sent a password reset email) and log in. Skip to step 8 (if your child/ren are already connected to your account you can skip to step 11),



3. Click on Athlete Development Training Clinics.



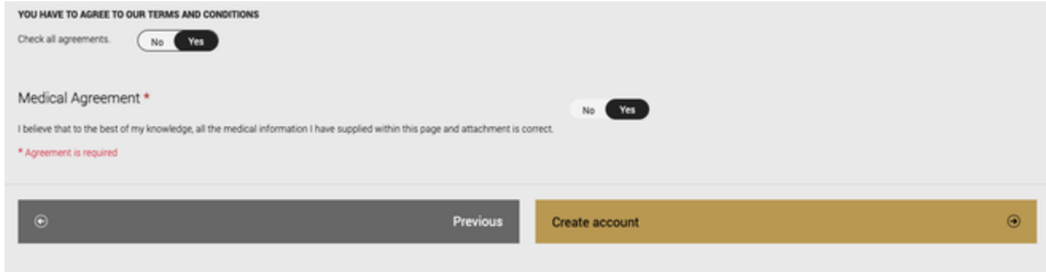
4. Click on Create Guest Account and then click the Next button.




5. Fill out your details. Please note, this is creating an account for you as the parent/guardian. You will create accounts for your child/ren later.



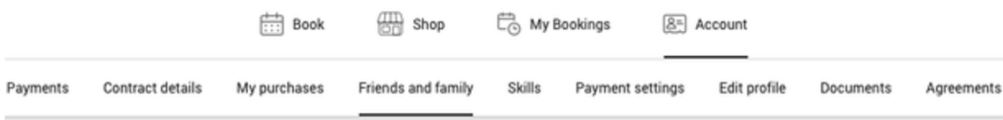
6. To proceed, agree to the terms and conditions and click on Create account.



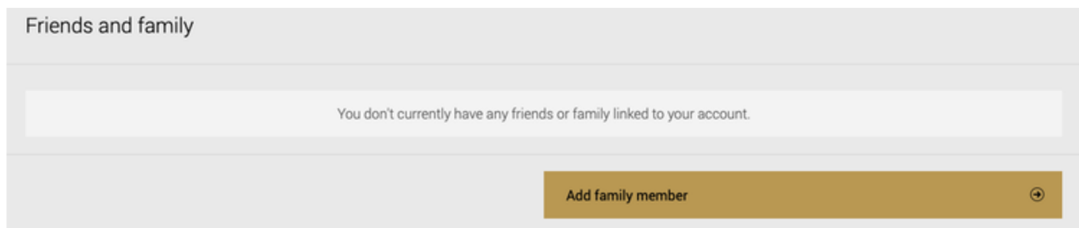
7. Click on Go to your client portal.




8. Click on Account > Friends and family.



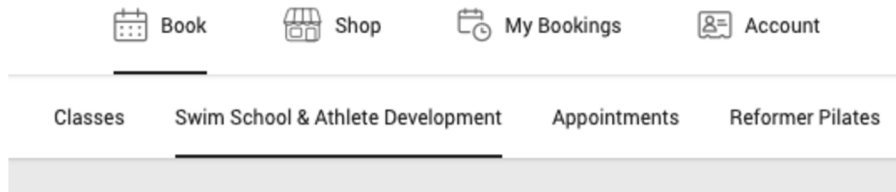
9. Click on Add Family Member > click on Athlete Development Training Clinics > Click on Create Guest Account > Click Next > Fill in their details > Click on Create account.



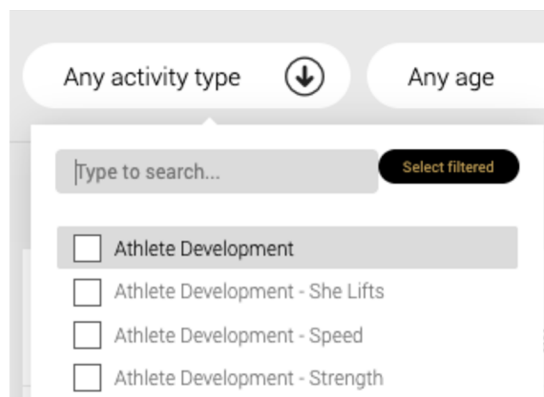
10. If you have more children accounts to create, click on Add a new child and follow step 9. If you are finished creating accounts, click on Go to family.



11. Click on book > Swim School & Athlete Development.



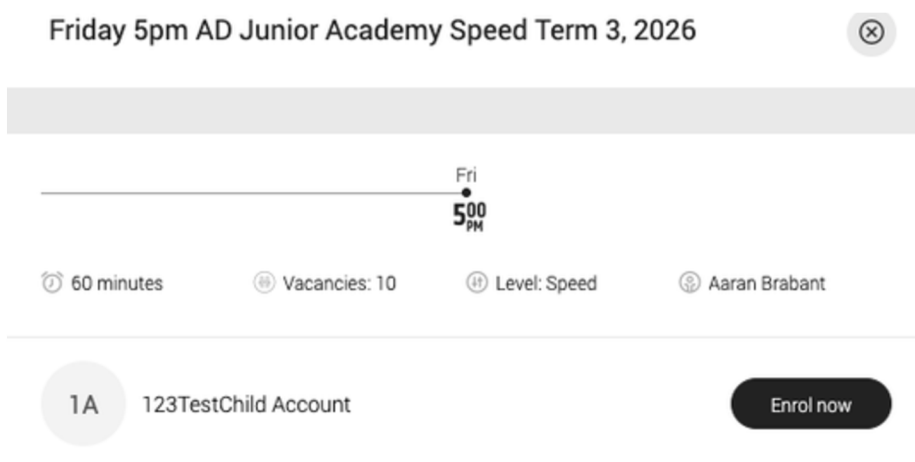
12. Click on Any activity type > then the AD Hub session type you're looking to book (She Lifts, Speed or Strength).



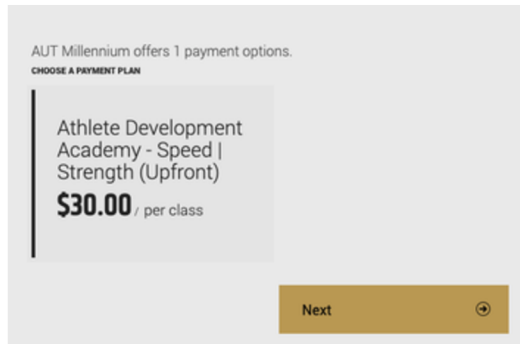
13. Click Enrol now next to the session you would like to book.

Friday 4pm AD Senior Academy Speed Term 3, 2026 <small>67 Speed Aaran Brabant Spots left: 10</small>	4:00	Enrol now
Friday 5pm AD Junior Academy Speed Term 3, 2026 <small>67 Speed Aaran Brabant Spots left: 10</small>	5:00	Enrol now
Monday 4pm AD Senior Academy Speed Term 3, 2026 <small>67 Speed Aaran Brabant Spots left: 10</small>	4:00	Enrol now
Monday 5pm AD Junior Academy Speed Term 3, 2026 <small>67 Speed Aaran Brabant Spots left: 10</small>	5:00	Enrol now

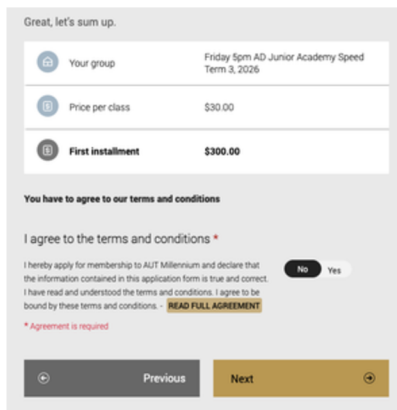
14. Click Enrol now next to the child you are enrolling.



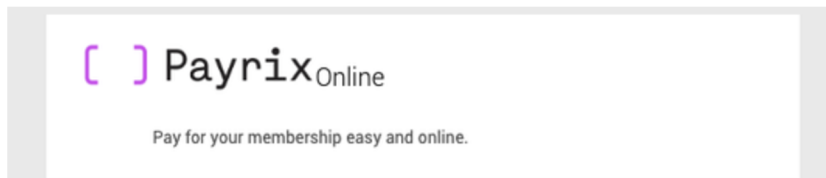
15. Click Next on the popup page.



16. To proceed, agree to the terms and conditions and click Next.



16. Click on Payrix and follow the steps to pay for the training clinic for the term.



17. Once payment has gone through the following box will pop up. Repeat steps 11 - 16 to book in other children or to book your child into another training clinic. You will receive a Welcome email with instructions on where to go. Please check your spam/junk folder if you can't find it in your inbox.

